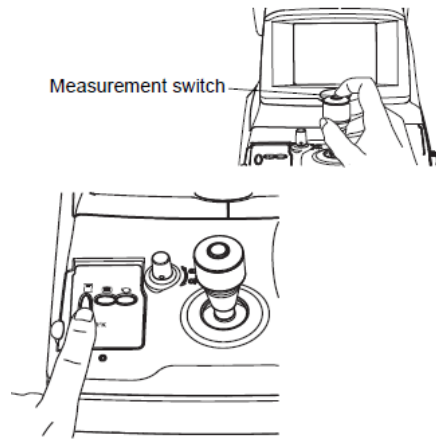
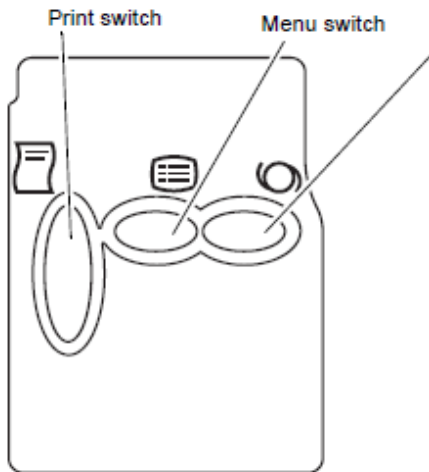
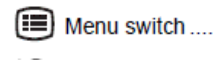


Navigating menus on most Topcons: Move cursor with measurement switch, select/change setting with print switch:



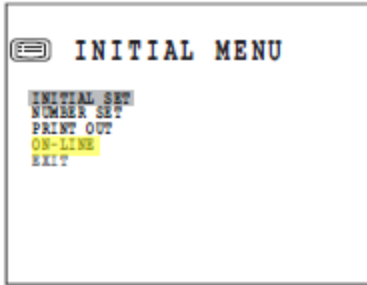
KR8800/8900/8000/7000 (not using color mapping) – Settings need to be changed in two places.

First in settings by pressing the menu button that typically looks like this:

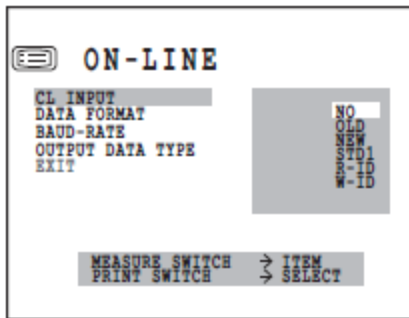


Go to Output Data setting and set to yes.

Second turn off machine, hold down menu button and boot machine back up; which will display a different menu called:



Go to On-Line settings and set the options as follows:



CL Input: No

Data Format: STD-1

Baud Rate: 9600

Output Data Type: All

Exit – Should now be ready to export to CPM machine tool.